

HBIF2

Applications

The ISON HBIF2 is an industry leader in meeting high bay illumination requirements for industrial, commercial and retail applications. With best in class “Lumen per Watt Performance” one can expect maximized energy savings, which will lead to the lowest total cost of ownership. Designed to replace high lumen traditional high wattage fluorescent and HID fixtures of 400, 750 and 1000 watt in heights above 40’.



Features

- Unique modular design allows for ease of field maintenance and is upgradeable for performance enhancements
- Superior thermal management leads to longer life and enhanced performance
- LED panel allows interchangeability between open or aisle light distribution
- Various control options offered up to 40’ ceiling heights for additional energy savings
- Aisle Illuminator package: 95% reflectance polished aluminum optics for aisle applications
- Emergency fixture identifier option available. End caps painted OSHA orange for easy identification from the floor. Commonly used on fixtures with battery backup and fixtures connected to an emergency circuit
- 10 kA Surge protection available

Electrical

- Available in 120-277, 347 and 480v
- LED driver with non-dimming or 0-10v dimming
- For bi-level functionality, consult Orion for approved solution

Ambient Operating Range

Refer to ambient operating table on page 2

Certification & Listings

- Patented modular light engine
- UL Damp Location
- DesignLights Consortium™ Premium qualified luminaire
- Visit the [DLC QPL](#) for listed models
- Buy American Act Compliant

Patent Information

Orion is serious about intellectual property. This product may be covered by one or more patents. Patent information available at <http://www.orionlighting.com/about/patents>

Rated Life

150,000 hours per L70 TM-21 @25°C

Warranty

Orion LED ISON™ class fixtures are covered by a five or ten-year limited warranty subject to the ambient operating temperature. Refer to ambient operating table on page 2. When sensors are used with product in applications below 0°C [32°F], written approval from factory is required for warranty to apply. Accessories and individual components are covered by separate OEM supplier warranties.



HBIF2 High Lumen

Ordering Information Example

Series	Nominal Lumen Code	Application	Voltage	Driver Type	CRI; Color Temp	Power Connection	Fixture Options	Control Options	Packaging Options
HBIF2	E1	AA	UNV	FDXX	850	PF	OE	WS40	-SP

Ordering Information

Series	Nominal Lumen Code ¹	Application	Voltage	Driver Type ³	CRI; Color Temp	Power Connection	Fixture Options	Control Options	Packaging Options
HBIF2= ISON LED High Lumen High Bay, Gen 2	E1= 33,000lm F1= 37,000lm G1= 41,000lm H1= 49,000lm I1= 57,000lm J1= 68,000lm ²	OA = Open Area AA = Aisle Area	UNV= 120v-277v 347= 347v ² 480= 480v ²	FDXX= Full Dimming 0-10v NDXX= Non- Dimming	840= 80CRI, 4000K 850= 80CRI, 5000K	HW= Hardwire ¹³ PF= Platform ¹⁰ ML= Mate-N-Lock ^{7,} ^{12, 13}	(Blank)= No Fixture Options OE= Orange Emergency (Painted Ends) FWBB= Fixture with Battery Back Up ⁴ BBOE= Battery Back Up with Orange Emergency (Painted Ends) ⁴ -C= Cold Temperature Environment TS= 10 kA Surge Protection Note: Wireguard Available [See Accessories Table]	(Blank)= No Control Options MSL1= Integrated Control, On/Off Only, High, Low Bay and Aisle Lenses ⁷ MC40= Integrated Control, Manual Programmable, 20'-40' Lens ⁸ WS40= Integrated Control, Remote Programmable, 20'-40' Lens ⁸ -DT= Integrated Control, Daintree, ZigBee Wireless System, High, Low Bay and Aisle Lenses ^{8,11} EN1= Enlighted One PIR Sensor, HIGH/LOW/OFF, Active Dimming And Daylighting, Wireless Grouping, See EN1 Accessories Table ^{8,9,14} EN2= Enlighted Connected: All Features of EN1 - PLUS BLE Radio, Temperature Sensor, Scene Control, Demand Response, Data Collection, BMS Integration, Cloud Access ^{8,9,11} EN3= Enlighted IoT: All Features of EN2 - PLUS access to Apps: Space Management, Asset Tracking, and Contact Tracing Apps ^{8,9,11}	(Blank)= Bulk Pack -SP= Single Pack

Ambient Operating Temperatures 5 Year Warranty^{4,9}

Nominal Lumen Code	All Voltages	All Voltages [-C Option]
F1	-20°C to 65°C [-4°F to 149°F]	-35°C to 65°C [-31°F to 149°F]
E1/G1	-20°C to 60°C [-4°F to 140°F]	-35°C to 60°C [-31°F to 140°F]
H1	-20°C to 55°C [-4°F to 131°F]	-35°C to 55°C [-31°F to 131°F]
I1	-20°C to 50°C [-4°F to 122°F]	-35°C to 50°C [-31°F to 122°F]
J1	-20°C to 45°C [-4°F to 113°F]	-35°C to 45°C [-31°F to 113°F]

Ambient Operating Temperatures 10 Year Warranty^{4,9}

Nominal Lumen Code	All Voltages
F1	-20°C to 55°C [-4°F to 131°F]
E1/G1/H1	-20°C to 50°C [-4°F to 122°F]
I1	-20°C to 45°C [-4°F to 113°F]
J1	-20°C to 40°C [-4°F to 104°F]

Performance Information¹

HBIF2 High Lumen

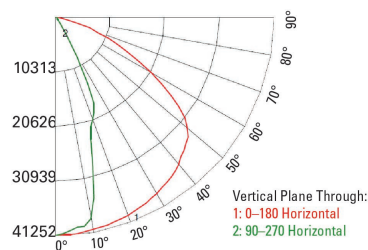
Series	Nominal Lumen Code	Lumens per Watt	Lumen Output	Input Power [watts]	Input Voltage	Input Current	Power Factor	CCT	CRI
HBIF2	E1	177	33,017	187	277	0.68 A	0.92	5000K	80
HBIF2	F1	176	37,200	212	277	0.77 A	0.93	5000K	80
HBIF2	G1	174	41,269	237	277	0.86 A	0.94	5000K	80
HBIF2	H1	166	48,379	292	277	1.05 A	0.95	5000K	80
HBIF2	I1	174	57,383	331	277	1.19 A	0.94	5000K	80
HBIF2	J1	169	68,002	403	277	1.45 A	0.96	5000K	80

Physical Information

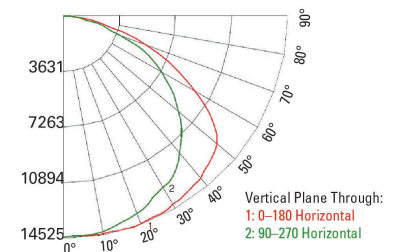
Nominal Lumen Code	Length	Width	Depth	Weight ⁵
E1	46.70"	19.70"	3.69"	16.70lbs.
F1/G1/H1/I1/J1	46.50"	25.50"	3.75"	20.00lbs

Photometrics


H1 AA 850



H1 OA 850



Fixture Options - Factory Installed



FWBB: Battery back up [test button shown]



OE: Orange emergency painted ends



ENX: Enlighted Integrated Sensor



WS40: Integrated Sensor

HBIF2 High Lumen

Accessories (Sold Separately)

Additional fixture accessories available*. Click on the below [hyperlinks](#) to view our expanded product offering:

EN1 Accessories Required for Commissioning ⁹	
WS-2-00-IL	Enlighted Wall Switch Room Controller - For Use with EN1 Enlighted Sensor (Quantity Needed Varies by Facility Layout and Fixture Group Size) Note: Max. of 4 switches per zone/group
LP-1-00	Green Laser for Commissioning EN1 Enlighted Sensor
Note: Contact your Orion representative regarding additional commissioning, quantities and back end control system pricing	

Power Supply

- 6' Whip
- 11' Whip
- Straight Blade Plug
- Twist Lock Plug

Mounting Accessories⁶

- 19" Aircraft Cable
- 31" Aircraft Cable
- Pendant Mount
- Rigid Mount

Additional Specification Information

¹ Performance values may vary by up to +10%

² Battery backup options are not available with J1 lumen package in 347 or 480v, J1 with **UNV** is available with these options

³ "XX" in part number is a character placeholder for the manufacturing configuration

⁴ Fixture with battery backup cannot be installed in an environment where the ambient temperature falls below 32°F

⁵ Weight will vary based on model and components/accessories included. Transformers can add up to 15 lbs. to a model

⁶ It is recommended that an additional safety cable kit (**HBIFHL-SCBL-KIT**) is used in addition to the primary hanging method/application selected by the customer. IMPORTANT NOTE: Adjustable wire hangers not available for this fixture model

⁷ Feature/option only available with **NDXX** driver type

⁸ Feature/option only available with **FDXX** driver type

⁹ **ENx** is limited to -35°C (-31°F) environments

¹⁰ Requires the order of platform power cord - cord not included in fixture purchase

¹¹ Contact customer service regarding additional commissioning and back end control system pricing

¹² **ML** (Mate-N-Lok) or **HW** (Hardwire) fixture option is not available with OEMS1 style sensors

¹³ **FWBB** requires a hardwire connection

¹⁴ **EN1** allows for 75 fixtures max. per group. Contact Customer Service regarding commissioning