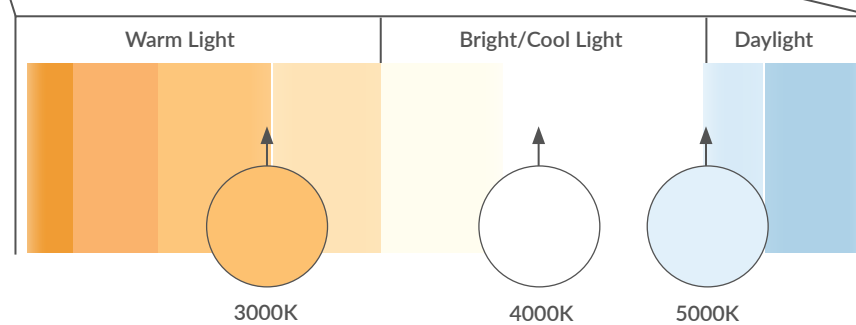
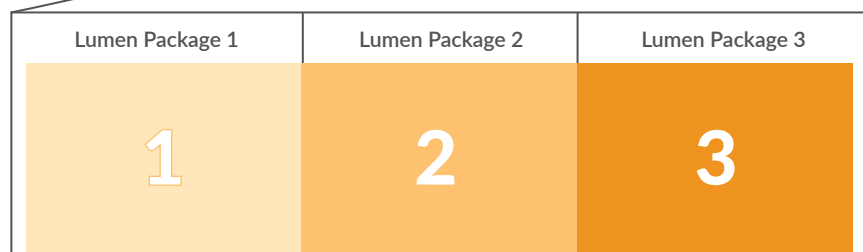



LSWS

HARRIS LED LUMEN SELECT SEMI CUT OFF WALL PACK, GEN 1



- 1 7x LONGER LIFE**
The LSWS1 L70 rating at 173,000 hours is over 7x as long as the typical HID fixture alternatives while providing more energy savings. Photocell comes standard to increase energy savings.
- 2 THREE LUMINAIRE SIZES**
Available in 3,000 to 18,000 lumens in bronze, black or white fixture finish. The housing sizes match existing HID housings, so you can replace them without having to adjust the mounting surface.



- 5 FIELD ADJUSTABLE LIGHT OUTPUT**
Flexibility to increase or decrease your wattage and lumen output in the field to adapt to different lighting needs with one fixture. Each fixture lumen package can be adjusted between 3 lumen outputs/fixture wattages (B1 has 5 lumen outputs/fixture wattages).

- 4 THREE FIELD ADJUSTABLE CCT OPTIONS**
Adjust the color temperature in the field by toggling CCT selector switch. Choose either 3000K, 4000K, or 5000K to match your facility needs. 80 CRI standard.

CONTROLS & ACCESSORIES

Field Installed options



Available in lumen packages from 3,000 to 18,000 in 3 luminaire sizes. 120-277v.
*LED rated life based on LSWS1C1UNV L70 @ 25C ambient vs. HID Lamps.

