

LSWS1

Applications

The ultimate flexible wall pack fixture with lumen output and color temperature selection at the point of installation. The HARRIS LSWS1 is a traditional style, high performance family of wall packs that ideally replaces existing traditional style wall packs with same size and look. The family includes 11 different lumen outputs to meet various exterior security requirements. Ideal to replace any existing HID wall packs and deliver exceptional energy savings.

Project Name:	
Catalog Number:	
Type:	
Note:	
Date:	



LSWS1C1UNVFD8CSBR-SP



Construction & Design

- Die-cast aluminum housing with powder coat finish for harsh outdoor environments. Bronze fixture housing color is standard. White and black housing colors available
- Heat and impact resistant borosilicate glass lens
- Three fixture sizes with selectable power/lumens between 3,000-18,000 lumen outputs provide flexibility to adjust in the field
- 80 CRI minimum; CCT selectable between 3000K, 4000K or 5000K
- Back plated design with template to mount directly over a standard recessed junction box or for surface mounting

Additional Options

- Wireguard field installed kit available
- Light shielded field installed kit available

Electrical

- Available in 120v-277v
 - 0-10v Continuous Dimming
 - Power Factor >0.90
 - Total Harmonic Distortion < 20%
 - 10kV/5kA Surge Protection Standard
 - Power Factor > .90*
 - Total Harmonic Distortion < 20%*
- *Note: Varies based on option

Control and Sensor Options

- Integrated photocell standard
- Field installed control and sensor options

Lumen Maintenance

See lumen maintenance table on page 2

Fixture Certifications & Listings

- cUL/cULus Listed
- UL Wet Listed
- DesignLights Consortium™ Premium qualified luminaire
- Visit the [DLC QPL](#) for listed models

Warranty

See Orion's [Product Limited Warranty](#) for more details and information

Performance Information, 277v, ≥80 CRI¹

Nominal Lumen Code	Wattage	3000K		4000K		5000K		Input Current
		Actual Lumens	LPW	Actual Lumens	LPW	Actual Lumens	LPW	
A1	21w	2,999lm	143	3,106lm	148	3,063lm	148	0.18A
	28w	3,841lm	137	3,978lm	142	3,923lm	142	0.23A
	40w	5,274lm	132	5,581lm	140	5,387lm	135	0.35A
B1	40w	6,295lm	157	6,520lm	157	6,430lm	161	0.33A
	45w	7,089lm	158	7,342lm	158	7,241lm	161	0.38A
	60w	9,108lm	152	9,433lm	152	9,303lm	155	0.50A
	70w	10,590lm	151	10,969lm	151	10,818lm	155	0.58A
	80w	12,226lm	153	13,023lm	153	12,488lm	156	0.68A
C1	96w	14,027lm	146	14,529lm	151	14,328lm	149	0.79A
	108w	15,475lm	143	16,028lm	148	15,807lm	146	0.89A
	120w	17,870lm	149	19,064lm	149	18,254lm	152	1.02A

Lumen Maintenance²

Nominal Lumen Code	Calculated Lumen Maintenance		
	L70	L80	L90
A1	173,000	108,000	51,000
B1	173,000	108,000	51,000
C1	173,000	108,000	51,000

Additional Specification Information

¹ Actual performance may vary by up to ±10% of values listed; facility factors and fixture options can affect performance values.

² Calculated hours based on TM-21 projections and components used at the time of testing. Warranty is not associated with Calculated Lumen Maintenance

Ordering Information Example (NOTE: No dashes or spaces unless noted below)
LSWS1C1UNVFD8CSBR-SP

Ordering Information

Series	Nominal Lumen Code ³	Voltage	Driver Type	CRI; Color Temp	Fixture Colors	Packaging Options
LSWS1= HARRIS LED Lumen Selectable Wall pack, Semi-Cutoff, Gen 1	A1= Lumen Selectable 3,000 lm/ 4,000 lm/ 5,000 lm B1= Lumen Selectable 6,000 lm/ 7,000 lm/ 9,000 lm/ 10,000 lm/ 12,000 lm C1= Lumen Selectable 14,000 lm/ 16,000 lm/ 18,000 lm	UNV= 120v-277v	FD= Factory Wired for Dimming Applications	8CS= 80CRI; Color Selectable 3000K/ 4000K / 5000K	BR= Bronze BL= Black* WH= White* *Note: These fixture colors are special order and have longer lead times	-SP= Single Pack

Fixture Options (Field Installed)

Sensor Options	
EXT-LSW-MS-KIT-A1	Microwave Sensor Kit, A1 fixtures only ⁴
EXT-LSW-PIR-KIT-A1	PIR Sensor Kit, A1 fixtures only ⁴
EXT-LSW-MS	Microwave Sensor, B1/C1 fixtures only ⁴
EXT-LSW-PIR	PIR Sensor, B1/C1 fixtures only ⁴
EXT-LSW-RC	Sensor Remote Control
Wireguard Options**	
EXT-LSWS-WG-001	Wireguard A1 Lumen Package
EXT-LSWS-WG-002	Wireguard B1 Lumen Package
EXT-LSWS-WG-003	Wireguard C1 Lumen Package
Light Shield Options	
EXT-LSWS-LSA-XX*	Light Shield A1 Lumen Package
EXT-LSWS-LSB-XX*	Light Shield B1 Lumen Package
EXT-LSWS-LSC-XX*	Light Shield C1 Lumen Package
*Note: To select the color of the light shield, replace "XX" with "WH" for White, "BR" for Bronze, or "BL" for Black. Example: EXT-LSWS-LSB-BL for black light shield option **Note: These fixture options are special order and have a longer lead time.	



MS Sensor
[EXT-LSW-MS]



PIR Sensor
[EXT-LSW-PIR]



Wireguard
[EXT-LSWS-WG-001]



Light Shield
[EXT-LSWS-LSB-BR]

Additional Specification Information

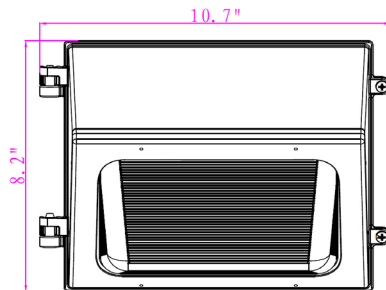
³ For actual lumens, see performance table

⁴ Sensor options are only approved for use when using the max lumen switch position. Power usage and dimming levels are only accurate with the max lumen switch position

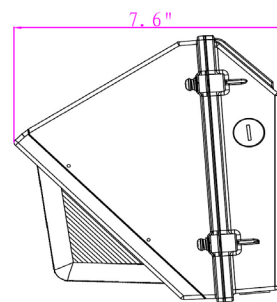
Physical Information⁵

Nominal Lumen Code	Height	Width	Depth	Weight
A1	8.2"	10.7"	7.6"	6.60lbs.
B1	9.3"	14.4"	7.4"	7.90lbs.
C1	9.0"	17.9"	9.4"	9.50lbs.

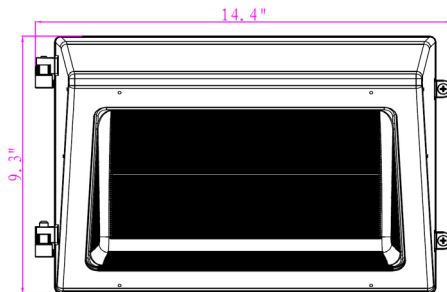
A1 Height and Width



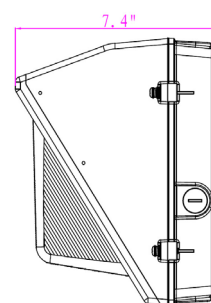
A1 Depth



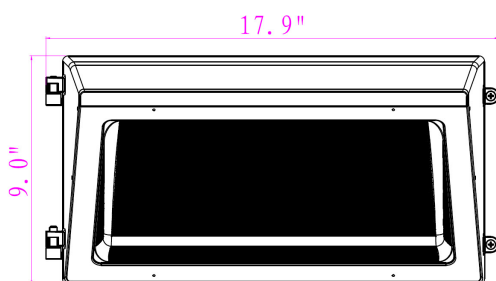
B1 Height and Width



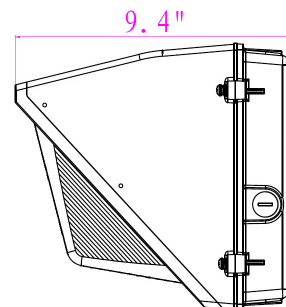
B1 Depth



C1 Height and Width



C1 Depth



Additional Specification Information

⁵ Weight will vary based on option selection.

LSWS1

Ambient Operating Temperatures

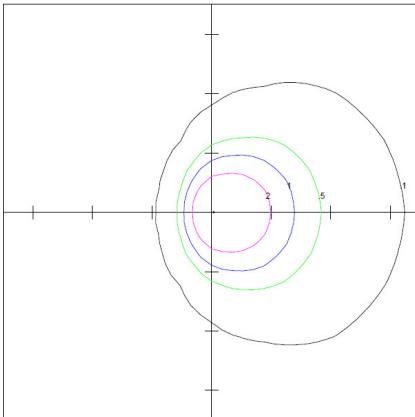
Nominal Lumen Code	Standard Range
All Lumen Packages	-40°C to 50°C (-40°F to 122°F)

Sensor Type	Operating Range
All Sensors	-30°C to 50°C (-22°F to 122°F)

Photometrics

Visit orionlighting.com to obtain all .IES files

C1 850



Distance are in Units of Mounting Height
 Mounting Height 30'
 Max. Calculated Value: 4.82 FC