

ALLED3

Applications

The HARRIS ALLED3 provides uniform distribution for area and site lighting in retail, commercial, and residential applications including driveways and parking areas. The ALLED3 delivers energy and maintenance savings over traditional HID and fluorescent fixtures up to 400W.



Product shown: ALLED3A1UNVFDXX850BRT50S01

Features

- Multiple light distribution options
- Heavy duty die-cast aluminum housing. Bronze color is standard. Black and white fixture housings also available
- Slipfitter, Pole, and Trunnion mounting options
- Photo control, occupancy sensors, and TVSS options

Electrical

- Available in 120v-277v, 347v, and 480v
- Full dimming [0-10v] fixtures standard

Ambient Operating Range

See ambient operating temperatures table on page 2

Fixture Certification & Listings

- UL/cUL Listed for Wet Locations
- RoHS Compliant
- IP65 Rated

Rated Life

50,000 hours L70

Warranty

See Orion's [Product Limited Warranty](#) for more details and information



IP65

Performance Information, 277v, Type 5 Distribution³

Series	Nominal Lumen Code	Actual Lumens	Wattage	LPW	CCT	CRI	Input Current	Power Factor
ALLED3	A1	10,136lm	73w	139	5000K	≥80	0.26A	>.90
ALLED3	B1	13,532lm	100w	135	5000K	≥80	0.36A	>.90
ALLED3	C1	18,511lm	147w	126	5000K	≥80	0.53A	>.90
ALLED3	D1	21,522lm	178w	121	5000K	≥80	0.64A	>.90
ALLED3	E1	31,130lm	219w	142	5000K	≥80	0.79A	>.90
ALLED3	F1	38,496lm	307w	125	5000K	≥80	1.11A	>.90

Performance Information, 277v, Type 3 Distribution³

Series	Nominal Lumen Code	Actual Lumens	Wattage	LPW	CCT	CRI	Input Current	Power Factor
ALLED3	A1	9,878lm	73w	136	5000K	≥80	0.26A	>.90
ALLED3	B1	12,947lm	100w	129	5000K	≥80	0.36A	>.90
ALLED3	C1	17,786lm	147w	121	5000K	≥80	0.53A	>.90
ALLED3	D1	20,818lm	178w	117	5000K	≥80	0.64A	>.90
ALLED3	E1	30,299lm	218w	139	5000K	≥80	0.79A	>.90
ALLED3	F1	36,892lm	307w	120	5000K	≥80	1.11A	>.90

Ambient Operating Temperatures

Nominal Lumen Code	Standard Range
All Lumen Packages	-40°C to 40°C [-40°F to 104°F]

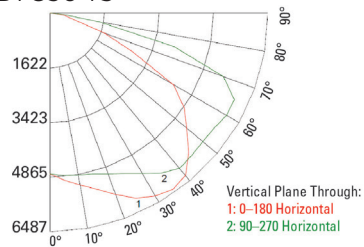
Physical Information

Nominal Lumen Code	EPA ⁵	Length	Width	Depth	Weight ⁴
A1/B1/C1/D1	.51	17.60"	13.00"	3.46"	6.05lbs.
E1/F1	.55	21.10"	13.00"	3.46"	8.50lbs.

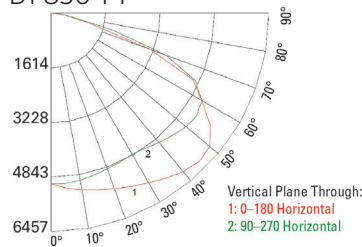
Photometrics

Visit orionlighting.com to obtain all .IES files

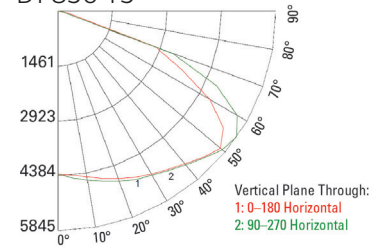
D1 850 T3



D1 850 T4



D1 850 T5



ALLED3

Ordering Information Example (NOTE: No dashes or spaces unless noted below)

Series	Nominal Lumen Code	Voltage	Driver Type	CRI; Color Temp	Fixture Color	Light Distribution	Fixture Options
ALLED3	A1	UNV	FDXX	850	BR	T5	OS01

Ordering Information

Series	Nominal Lumen Code ¹	Voltage	Driver Type ²	CRI; Color Temp	Fixture Color	Light Distribution	Fixture Options
ALLED3 = HARRIS LED Area & Site Light, Gen 3	A1 = 10,000lm B1 = 13,000lm C1 = 18,000lm D1 = 21,000lm E1 = 31,000lm F1 = 38,000lm	UNV = 120v-277v 347 = 347v 480 = 480v	FDXX = Full Dimming	850 = 80CRI; 5000K 840 = 80CRI; 4000K	BR = Bronze BL = Black* WH = White* <small>*Note: Black and white fixture color options have a longer lead time.</small>	T5 = Type V T4 = Type IV T3 = Type III	(Blank) = No Options PE01 = 3-Pin Photoeye On/Off Daylight Sensing Only OS01 = Occupancy Sensor 7R = 7 Pin Receptacle TVSS = 10kA Surge Protection

Accessories [Field Installed]

Mounting Options	
EXT-ALGL-SFB-001	Bronze Slipfitter
EXT-ALGL-TRN-001	Bronze U Bracket
EXT-AL3GL-P06-001	Bronze 6" Length Square Pole Mount (Min. 4" pole width)
To order a fixture bracket in Black change "001" to "002", or for White change "001" to "003" at the end of the accessory order logic.	
Example for a Black Slipfitter: EXT-AL3GL-SFB-002	

Mounting Methods



Slipfitter Mount
[EXT-ALGL-SFB-001]



U Bracket
[EXT-ALGL-TRN-001]



Square Pole Mount
[EXT-AL3GL-P06-001]

Additional Specification Information

¹ For actual lumens, see performance table

² "XX" is a character placeholder for the manufacturing configuration

³ Actual performance may vary by up to ±10% of values listed; facility factors and fixture options can affect performance values

⁴ Weight will vary based on option selection. Dimensions do not include bracket types

⁵ EPA changes based on the selected mounting method. EPA listed is for the fixture only