

## LSCS1

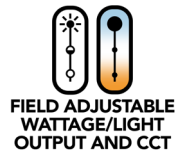
### Applications

The low profile HARRIS LSCS1 delivers energy savings and reduced maintenance costs when replacing up to 400W HID fixtures. Ideal for parking structures, banks, or restaurants, storage areas, shopping area walkways and other low level security areas.

Project Name:	
Catalog Number:	
Type:	
Note:	
Date:	



LSCS1A1UNHFD7CSBR-SP



### Construction & Design

- Two fixture sizes with selectable lumen outputs between 4,000-12,000 lumen, providing flexibility to adjust in the field
- 70 CRI minimum; CCT selectable between 3000K, 4000K or 5000K
- Die-cast aluminum housing with UV stabilized powder coat finish for harsh outdoor environments.
- Heat and impact resistant clear polycarbonate lens
- Latest generation of LED technology enables fixture to run at lower wattages resulting in additional energy savings
- Quick mount system is included which allows for simple, single person installation
- Convenient knock out for continuous electrical run

### Additional Options

- Bronze fixture housing color is standard. Black and white fixture housing colors available

### Electrical

- Available in 120v-347v
- 10 kV/5 kA surge protection standard
- 0-10v Continuous Dimming
- Power Factor >0.9\*
- Total Harmonic Distortion < 20%\*

\*Note: Varies based on option

### Control and Sensor Options

- Control and sensor options are available to be installed in the field
- Remote Programming Sensors
- Photocell Dawn to Dusk option

### Lumen Maintenance

See Lumen Maintenance table on page 2

### Fixture Certification & Listings

- UL/cUL Listed
- UL Wet Listed
- RoHS Compliant
- DesignLights Consortium® Premium qualified luminaire
- Visit the [DLC® QPL](#) for listed models

### Warranty

See Orion's [Product Limited Warranty](#) for more details and information

### Performance Information, 277v, >70 CRI<sup>1</sup>

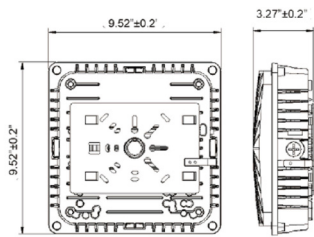
Nominal Lumen Code	Wattage	3000K		4000K		5000K		Input Current
		Actual Lumens	LPW	Actual Lumens	LPW	Actual Lumens	LPW	
A1	28W	3,920lm	140	4,200lm	150	4,060lm	145	0.23A
	40W	5,200lm	130	5,800lm	145	5,600lm	140	0.33A
	60W	7,500lm	125	8,400lm	140	8,100lm	135	0.50A
B1	70W	9,100lm	130	9,800lm	140	9,450lm	135	0.58A
	80W	10,000lm	125	11,200lm	140	10,800lm	135	0.67A
	90W	11,250lm	125	12,150lm	135	11,700lm	130	0.75A

### Lumen Maintenance<sup>2</sup>

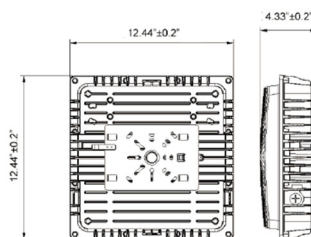
Nominal Lumen Code	Nominal Lumens	Operating Temperature	Calculated Lumen Maintenance		
			L70	L80	L90
A1	4,000/6,000/8,000	25°C	130,000	82,000	40,000
		40°C	130,000	82,000	40,000
B1	9,000/11,000/12,000	25°C	130,000	82,000	40,000
		40°C	130,000	82,000	40,000

### Physical Information

Nominal Lumen Code	Length	Width	Depth	Weight <sup>3</sup>
A1	9.52"	9.52"	3.27"	5.7lbs.
B1	12.44"	12.44"	4.33"	6.6lbs.



A1 Dimensions



B1 Dimensions

### Ambient Operating Temperatures

Nominal Lumen Code	Standard Range
All Lumen Packages	-40°C to 40°C [-40°F to 104°F]

Sensor Type	Operating Range
EXT-LSCS-MS	-35°C to 40°C [-31°F to 104°F]
EXT-LSCS-PC	-40°C to 40°C [-40°F to 104°F]

### Additional Specification Information

<sup>1</sup> Actual performance may vary by up to ±10% of values listed; facility factors and fixture options can affect performance values

<sup>2</sup> Calculated hours based on TM-21 projections and components used at the time of testing. Warranty is not associated with Calculated Lumen Maintenance

<sup>3</sup> Weight will vary based on option selection

Ordering Information Example (NOTE: No dashes or spaces unless noted below)  
**LSCS1A1UNHFD7CSBR-SP**

Ordering Information (Enter Selected Catalog Number Below)

Series	Nominal Lumen Code <sup>4</sup>	Voltage	Driver Type	CRI; Color Temp	Fixture Colors	Packaging Options
<b>LSCS1</b> = HARRIS LED Lumen Select Canopy Square, Gen 1	<b>A1</b> = Selectable 4,000/ 6,000/ 8,000 lm <b>B1</b> = Selectable 9,000/ 11,000/ 12,000 lm	<b>UNH</b> = 120v-347v	<b>FD</b> = 0-10v Dimming Capable [Dims to 10%]	<b>7CS</b> = 70CRI Selectable; 3000K/4000K/ 5000K	<b>BR</b> = Bronze <b>BL</b> = Black* <b>WH</b> = White*  *Note: Black and White fixture color options have a longer lead time	<b>-SP</b> = Single Pack

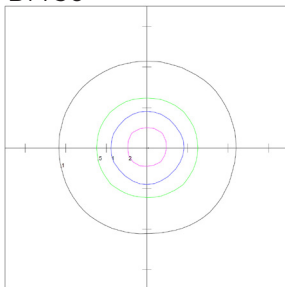
### Accessories (Field Installed)

Additional Fixture Accessories	
<b>EXT-LSCS-MS</b>	Microwave Sensor
<b>MH10-MRC</b>	Handheld wireless remote for microwave sensor [EXT-LSCS-MS] configuration
<b>EXT-LSCS-PC</b>	Photocell
<b>LSCS-TRIM-001-BR<sup>5</sup></b>	LSCS Trim Plate Kit: 12" Square, Includes LSCS Mounting Hole, Bronze
<b>LSCS-TRIM-002-BR<sup>5</sup></b>	LSCS Trim Plate Kit: 16" Square, Includes LSCS Mounting Hole, Bronze
<b>LSCS-TRIM-003-BR<sup>5</sup></b>	LSCS Trim Plate Kit: 20" Square, Includes LSCS Mounting Hole, Bronze

### Photometrics

Visit [orionlighting.com](http://orionlighting.com) to obtain all .IES files

B1 750



Distance are in units of Mounting Height  
 Total Lamp Lumens = 12697  
 Mounting Height = 30.00 Ft  
 Maximum Calculated Value = 2.78 FC

### Additional Specification Information

<sup>4</sup> For actual lumens, see performance table

<sup>5</sup> Available in Black (**BL**), White (**WH**), and Gray (**GR**). Replace (**BR**) at the end of the kit part number with the above part numbers to change the color