

## IPMA1

### Applications

The ISON™ IPMA1 unit circulates airflow and increases the number of air turnovers in a space contributing to better air quality and comfort. Recirculation of air eliminates hot and cold spots for additional energy savings. Ideal for new construction or retrofit projects that require a recessed, surface or suspended mount fan.



IPMA124UNVWHAPLCRM-SP

### Features

- Quiet fans provide up to 45 CFM airflow each
- Britex™ coating suppresses the growth of bacteria or fungi on the surface and interior of the device
- Aluminum construction provides nice aesthetics and efficient heat dissipation. White, black and silver powdercoat finishes available. Custom colors available upon request
- Smooth white ceiling tile, fissured pattern print ceiling tile, painted aluminum panel, or digital custom print front panel options
- Multiple mounting methods
- Available in 2' x 2' and 2' x 4' sizes
- 20kV/10kA surge protection available

### Electrical

- Available in 120v-277v input range

### Ambient Operating Range

- 0°C to 25°C [32°F to 77°F]

### Fixture Certification & Listings

- UL/cUL Listed for Damp Locations
- Buy American Act Compliant
- EPA Establishment #94844-WI-1

### Rated Life

Driver - 50,000 hours  
Fans - 50,000 hours

### Warranty

See Orion's [Product Limited Warranty](#) for more details and information



### Performance Information, 120v<sup>1</sup>

Fixture Size	Wattage	Input Current
2' x 2'	7w	0.06A
2' x 4'	12w	0.10A

### Physical Information

Fan Size	Length	Width	Depth	Weight
2' x 2'	23.75"	23.75"	4.00"	10-12lbs.
2' x 4'	47.75"	23.75"	4.00"	20-22lbs.


### Planning Guide for Applications

#### Air Movement Planning Guide 7 ACH\*

Ceiling Height	Room Size sqft	One 2x4 fixture per 150sqft	Number of 2x4 Fixtures Needed	Number of 2x2 Fixtures Needed
10 ft.	120	150	1	2
10 ft.	144	150	1	2
10 ft.	225	150	2	3
10 ft.	300	150	2	4
10 ft.	400	150	3	6
10 ft.	500	150	4	7
10 ft.	600	150	4	8
10 ft.	700	150	5	10
10 ft.	900	150	6	12
10 ft.	1000	150	7	14
10 ft.	1500	150	10	20
10 ft.	2000	150	14	27
10 ft.	3000	150	20	40
10 ft.	4000	150	27	53
10 ft.	5000	150	34	67
10 ft.	6000	150	40	80
10 ft.	7000	150	47	93
10 ft.	8000	150	54	107
10 ft.	9000	150	60	120
10 ft.	10000	150	67	133

CDC and ASHRAE recommend ≥6 \*Air Changes per Hour in healthcare facilities

### Fixture Options (Field Installed)



Surface Mount (SFM)



Suspended Mount (SM)



Wall Mount (WM)


### Ordering Information Example (NOTE: No dashes or spaces unless noted below)

Series	Size	Voltage	Housing Color	Front Panel	Mounting	Fixture Options	Packaging Options
IPMA1	24	UNV	WH	APL	CRM	[blank]	-SP

### Ordering Information

Series	Size	Voltage	Housing Color	Front Panel	Mounting	Fixture Options	Packaging Options
<b>IPMA1=</b> ISON PureMotion Air, Gen 1	<b>22=</b> 2' x 2' <b>24=</b> 2' x 4'	<b>UNV=</b> 120-277v	<b>WH=</b> White <b>BL=</b> Black <b>SL=</b> Silver	<b>APL=</b> Aluminum Panel (will match housing color) <b>WCT=</b> Smooth White Ceiling Tile <b>FCT=</b> Fissured Pattern Print Ceiling Tile <b>DPxx=</b> Custom Print Ceiling Tile <sup>3</sup>	<b>CRM=</b> Recessed Mount <b>SFM=</b> Surface Mount <b>SM=</b> Suspended Mount <sup>2</sup> <b>WM=</b> Wall Mount*	<b>(blank)=</b> No Option <b>TS=</b> Additional 20kV/10kA Surge Protection**  <b>**Note:</b> Not available with Wall Mount option	<b>-SP=</b> Single Pack

### Fixture Options (Factory Installed)




Aluminum Panel  
(APL)



Fissured Pattern Print Ceiling Tile  
(FCT)



Custom Digital Print Tile  
(DPxx)



Smooth White Ceiling Tile  
(WCT)

### Additional Specification Information

<sup>1</sup> Actual performance may vary by up to ±10% of values listed; facility factors and fixture options can affect performance values.

<sup>2</sup> Suspended mount kit ships with the HW-FC008

<sup>3</sup> The following is required for the DPxx tile option; for submitting Logos: vector-based .EPS, vector-based .PDF, vector-based .AI [illustrator file] or 300dpi high resolution image [TIFF, JPG, PNG]; adequate size for 2' x 2' and 2' x 4'. For submitting Custom Artwork Images or Photos: 300dpi high resolution image [TIFF, JPG, PNG]; adequate size for 2' x 2' and 2' x 4'