

ILEA 324L-24M

Features and Specifications

Applications

Ideal for surface lots, walkways, auto-dealerships, area and street lighting.

Certification & Listings

- UL Listed for Wet Locations.
- Dark Sky Friendly.

Construction

Die-cast aluminum alloy housing. Aluminum conducts heat 5 times faster than steel and provides excellent thermal management. Bladed design of the modular light engines makes for minimum dirt accumulation and better heat transfer.

Electrical

Available in 120-277v, 347v and 480v. Hardwired, 5 foot whip standard. Includes 10 kV of surge protection standard to protect fixture against voltage spikes. Offering a 12v auxiliary power option to incorporate security cameras, wi-fi and a variety of devices.

Operating Temperature

Thermal cycling temperature for 24M series rated at -40°F to 108°F (-40°C to 42°C).

Rated Life

125,000 hours per L70 TM-21 @ 25°C.

Optics

The linear LED arrays are expertly fitted to each polycarbonate optic for optimal light distribution. The array spacing and board design maximize conductive heat transfer and extends the LED lifetime. Available in 5000K color temperature and 70 CRI.

Finish

Textured corrosion resistant powder-coat available in bronze, white, gray, and black. Custom colors available.

Warranty

Orion LED ISON™ Class exterior fixtures are covered by a ten-year limited warranty. Accessories and individual components are covered by separate OEM supplier warranties.



Required Ordering Information

1	Select	ILEA
Series		
ILEA	ISON™ LED Area Light	

2	Select	324L
Nominal Lumens		
324L	32,400 lm	

3	Select	___
Voltage		
UNV	120-277v	
347	347v	
480	480v	

4	Select	___
Driver Type		
NDX	Non-Dimming	
FDX	Full Dimming ¹	

5	Select	___
Light Distribution		
T3M	Type 3, Medium	
T5M	Type 5, Medium	

6	Select	750
CRI/Color Temperature		
750	70 CRI; 5000K	

7	Select	___
Fixture Color		
BR	Bronze	
WH	White	
GR	Gray	
BL	Black	
CC	Custom Color	

8	Select	__
Auxiliary Power Option*		
[blank]	No Power Option	
AD	Auxiliary Direct	

***Factory installed 12v DC transformer for auxiliary power.**

9	Select	24A
Housing Design		
24A	24 Module Series Config. A	

***Please note for custom colors, you must contact your sales representative to ensure paint compatibility. Please have an RAL#, or color name and manufacturer available for matching purposes. You will receive a custom part number to reflect your color option once a match has been determined.**

10	Select	--
Control Options*		
[blank]	No Controls	
-PE	Photo Eye	
-MS	Motion Sensor with Photo Eye	
-WP	Wireless with Photo Eye ²	
-WM	Wireless with Motion and Photo Eye ²	

***Factory wired.**

Exterior bracket suite sold separately

Reference specification sheet 'EXT-BRKT'

PATENT | PENDING



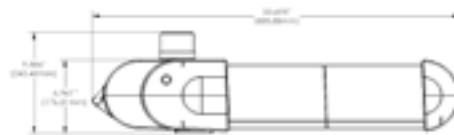
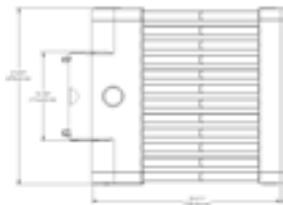
ILEA 324L-24M

Performance Information³

Series	Nominal Lumens	Light Distribution Type	Input Voltage	Input Power	Input Current	Power Factor	Light Output ⁴ T5	CCT	CRI
ILEA	324L	T5	277v	325w	1.173 A	≥0.90	32,775 lm	5000K	≥70

Physical Information

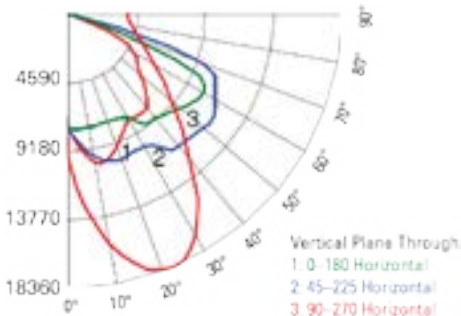
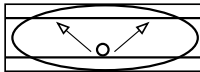
EPA	Length	Width	Height ⁵	Weight ⁶
1.68	33.695"	27.5"	6.961"	69 pounds



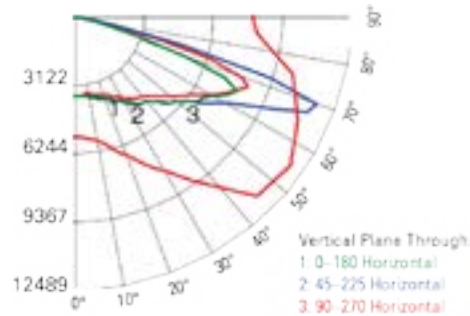
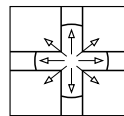
Photometrics

The charts represent candela graphs for Type 3 and Type 5 light distribution pattern. Quick photometrics can be run on IES files downloaded on Orion's website at orionlighting.com.

T3



T5



Installation

Accepts 2.375" O.D. horizontal tenon. A complete suite of brackets sold separately. Exceeds ANSI C136.31-2010 1.5G vibration test. Engineered to 120mph wind speed. [Reference Installation Instructions].

Important Note

Reference Installation Instruction or Application Guide for detailed wiring diagrams, control specifications, bracket assembly, etc.

Additional Information

- ¹ Full dimming driver recommended with 3rd party control system
- ² Engineering consultation recommended
- ³ Actual performance may vary by up to ±10% of values listed
- ⁴ Actual lumens may vary
- ⁵ Height is 9.568" with photo cell
- ⁶ 347v and 480v increases overall weight by 9 to 12 pounds