

## HBHS1

### Applications

The HARRIS Patriot Slimline provides a sleek new construction or retrofit solution over other entry level LED fixtures, linear fluorescent, or traditional HID systems. The low profile design offers energy savings, low maintenance, and modular plug'n'play control options for high and low bay settings in industrial, commercial, and retail applications.



HBHS1B10AUNVFDXX840NOLPF  
 (Fixture color and design varies based on size and selection)

### Features

- Lightweight aluminum body allows for optimal thermal management and ease of handling during installation
- 4' and 8' Narrow I-frame design
- Open design with optional acrylic frosted lens to reduce glare and enhance low bay applications
- Rigid and suspended mounting options available
- Optional aisle illumination performance package: 95% reflectance polished aluminum
- Emergency fixture identifier option available. Ends painted orange for easy identification from the floor. Can be used on fixtures with battery backup and fixtures connected to an emergency circuit
- Fixture wireguard available
- 10 kA surge protection available
- End mounted sensors available [see accessories table]

### Electrical

- Available in 120v-277v, 347v and 480v
- Full Dimming [0-10v] and Non-Dimming fixtures are available

### Ambient Operating Range

See ambient operating table on page 3

### Fixture Certification & Listings

- UL/cUL Listed for Damp Locations
- Buy American Act Compliant
- DesignLights Consortium™ Premium qualified luminaire
- DesignLights Consortium™ Standard qualified luminaire
- Visit the [DLC QPL](#) for listed models

### Rated Life

100,000 hours L70

### Warranty

Orion HARRIS class LED fixtures are covered by a five-year limited warranty. Accessories and individual components are covered by separate OEM supplier warranties.



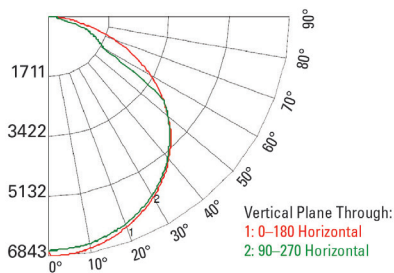
### Performance Information, Open Area, No Lens<sup>3</sup>

Series	Nominal Lumen Code	Fixture Size	Actual Lumens	Input Voltage	Wattage	LPW	CCT	CRI	Input Current	Power Factor
High Efficiency										
HBHS1	D1	4'	21,720lm	277v	134w	162	5000K	≥80	0.49A	>.90
HBHS1	E1	4'	23,580lm	277v	145w	162	5000K	≥80	0.52A	>.90
HBHS1	G1	8'	30,960lm	277v	206w	151	5000K	≥80	0.74A	>.90
Standard Efficiency										
HBHS1	A1	4'	12,640lm	277v	90w	141	5000K	≥80	0.32A	>.90
HBHS1	B1	4'	14,510lm	277v	104w	139	5000K	≥80	0.38A	>.90
HBHS1	C1	4'	19,120lm	277v	134w	143	5000K	≥80	0.48A	>.90
HBHS1	DA	4'	22,270lm	277v	157w	142	5000K	≥80	0.57A	>.90
HBHS1	F1	4'	28,170lm	277v	196w	144	5000K	≥80	0.71A	>.90
HBHS1	GA	8'	31,630lm	277v	248w	128	5000K	≥80	0.90A	>.90
HBHS1	HA	8'	35,970lm	277v	287w	126	5000K	≥80	1.04A	>.90
HBHS1	H1	8'	36,100lm	277v	255w	142	5000K	≥80	0.91A	>.90
HBHS1	I1	8'	38,850lm	277v	286w	136	5000K	≥80	1.03A	>.90

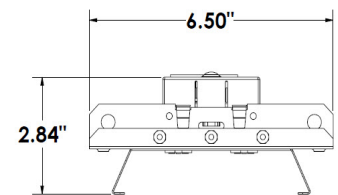
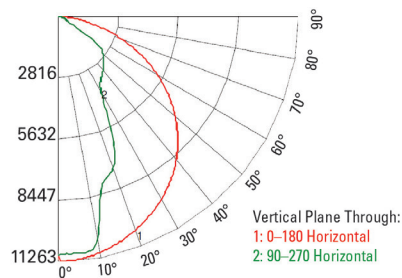
### Photometrics

Visit [orionlighting.com](http://orionlighting.com) to obtain all .IES files

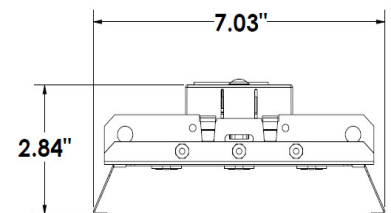
C1 OA 850 NOL



C1 AA 850 NOL



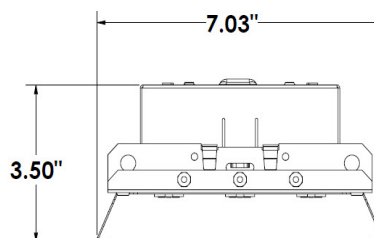
A1/B1/C1 Dimensions



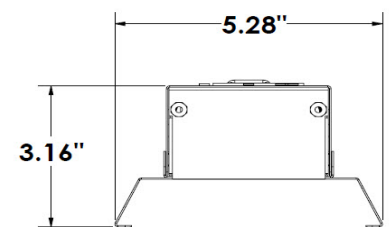
D1/DA/E1 Dimensions

### Physical Information<sup>4</sup>

Nominal Lumen Code	Length	Width	Depth	Weight
A1/B1/C1	47.28"	6.50"	2.84"	4-10 lbs.
D1/DA/E1	47.28"	7.03"	2.84"	6-12 lbs.
F1	47.28"	7.03"	3.50"	10-16 lbs.
G1/GA/H1/HA/I1	94.56"	5.28"	3.16"	20-32 lbs.



F1 Dimensions



G1/GA/H1/HA/I1 Dimensions

### Ordering Information Example (NOTE: No dashes or spaces unless noted below)

Series	Fixture Size	Nominal Lumen Code	Application	Voltage	Driver Type	CRI; Color Temp	Lens Options	Power Connection	Fixture Options	Packaging Options
HBHS1	[Blank]	A1	OA	UNV	NDXX	850	NOL	HW	BB	-SP

### Ordering Information

Series	Fixture Size <sup>15</sup>	Nominal Lumen Code <sup>1</sup>	Application	Voltage	Driver Type <sup>2</sup>	CRI; Color Temp	Lens Options	Power Connection	Fixture Options	Packaging Options
<b>HBHS1=</b> HARRIS LED High Bay, Patriot Slimline, Gen 1	<b>[Blank]=</b> 4' <b>8=</b> 8'	<b>4'</b> <b>A1=</b> 12,000lm <b>B1=</b> 15,000lm <b>C1=</b> 19,000lm <b>D1=</b> 22,000lm <b>DA=</b> 22,000lm <b>E1=</b> 24,000lm <b>F1=</b> 28,000lm  <b>8'</b> <b>G1=</b> 31,000lm <b>GA=</b> 31,000lm <b>H1=</b> 36,000lm <b>HA=</b> 36,000lm <b>I1=</b> 39,000lm	<b>OA=</b> Open Area <b>AA=</b> Aisle Area	<b>UNV=</b> 120v-277v <b>347=</b> 347v <sup>12</sup> <b>480=</b> 480v  Note: External Transformers Available [See Accessories Table]	<b>FDXX=</b> Full Dimming 0-10v <b>NDXX=</b> Non-Dimming	<b>840=</b> 80CRI; 4000K <b>850=</b> 80CRI; 5000K	<b>NOL=</b> No Lens <b>LFA=</b> Lens, Frosted Acrylic (with End Caps)  Note: Wireguard Available [See Accessories Table]	<b>PF=</b> Platform <sup>7</sup> <b>HW=</b> Hardwire <sup>10</sup> <b>ML=</b> Mate N Lock <sup>5,7,10</sup>	<b>[Blank]=</b> No option <b>BB=</b> Battery Back Up <sup>8,13</sup> <b>OE=</b> Orange Emergency [Painted End Caps] <b>BE=</b> Battery Back Up with Orange Emergency [Painted End Caps] <sup>8,13</sup> <b>EC=</b> End Caps [Lens Not Included] <b>-C=</b> Cold Temperature Environment <b>TS=</b> 10 kA Surge Protection  Note: End Mounted Sensors Available [See Accessories Table]	<b>[Blank]=</b> Bulk Pack <b>-SP=</b> Single Pack

### Ambient Operating Temperatures<sup>8</sup>

Nominal Lumen Code	All Voltages	All Voltages [-C Option]
A1/B1/C1/D1/DA/E1/F1/HA/I1	-20°C to 45°C [-4°F to 113°F]	-40°C to 45°C [-40°F to 113°F]
G1/GA	-20°C to 50°C [-4°F to 122°F]	-40°C to 50°C [-40°F to 122°F]
H1	-20°C to 55°C [-4°F to 131°F]	-40°C to 55°C [-40°F to 131°F]

### Sensors (Field Installed) 4' and 8' Fixtures

End Mounted Sensor Options <sup>9</sup> *	
OEMS1300P <sup>5</sup>	End Mounted On/Off Only Sensor, 120v-277v, Normal Temp/Dry, High Bay, Low Bay & Aisle Lenses, 4-Pin Platform Input, 4-Pin Platform Output
OEMS1330P <sup>5</sup>	End Mounted On/Off Only Sensor, 120v-277v, Cold Temp/Damp, High Bay, Low Bay & Aisle Lenses, 4-Pin Platform Input, 4-Pin Output
OEMS1370P <sup>5</sup>	End Mounted On/Off Only Sensor, 480v, Normal Temp/Dry, High Bay, Low Bay & Aisle Lenses, 5-Pin Platform Input, 5-Pin Platform Output
OEMS1360P <sup>6</sup>	End Mounted Programmable On/Dim/Off & Ambient Sensor, 120v-277v, Cold & Normal Temp, 20'-40' Lens, 4-Pin Platform Input, 5-Pin Platform Output [Requires FSIR-100 Sensor Configuration Tool - Not Included]
OEMS1368P <sup>6</sup>	End Mounted Programmable On/Dim/Off & Ambient Sensor, 347v/480v, Cold & Normal Temp, 20'-40' Lens, 5-Pin Platform Input, 5-Pin Platform Output [Requires FSIR-100 Sensor Configuration Tool - Not Included]
<a href="#">FSIR-100</a>	Sensor Configuration Tool Required for Adjusting Default Factory Settings, Including Hi/Low/Off Modes and Sensitivity/Time Delay/Cut Off [Ordered Separately-To Be Used with OEMS1360P or OEMS1368P]
<a href="#">OEMS1 Network Controls</a>	For end mounted field installed network control options and order logic, click the hyperlink to the left for more information
OESC Sensor Adapter [4' Only]	
LED-HBHS-SB01-KIT-DG	HBHS1 Sensor Adapter Bracket for Use with OESC Style [i.e. OESC300P] Controls Only, Dark Gray [to be used when re-using existing OESC style sensors]
*For more information on our OEMS1 style sensors, or additional sensor options, <a href="#">click here</a> for Dimming Sensors and <a href="#">click here</a> for Non-Dimming Sensors.	

### Sensor Accessories (Field Installed) 4' and 8' Fixtures



End Mounted Sensor Full Dimming  
[OEMS1360P-DG]



End Mounted Sensor Non-Dimming  
[OEMS1300P-WH]



End Mounted Network Control  
[See Hyperlink for Order Logic in Field Accessories Table]



Sensor Configuration Tool  
[FSIR-100]

### Fixture Accessories (Field Installed) 4' Fixtures

Suspended Mounting Options	
ECAB19	19" Cables with Snap Hooks (2 Required per Fixture)
ECAB31	31" Cables with Snap Hooks (2 Required per Fixture)
HW-FC008	Hanging Cable Set: Adjustable 180", Loop, Y-Fit with Snap Hooks
HW-FC020-SH	Hanging Cable Set: Adjustable 120", Loop, Y-Fit with (2) Loops, (2) Snap Hooks Included (Not Attached)
OESH101BRA	Eyebolt Mounting Bracket Kit, Requires Two Secondary Hangers Longer Than 30"
OESH108RA	Pendant Mounting Bracket Kit, Requires Two Secondary Hangers Longer Than 30"
Fixture Rigid Mounting Options	
H126SET-DG	Rigid/Flush and Threaded Rod Mounting Bracket Set, Dark Gray
FMCN-KIT-DG"	Rigid/Flush and Threaded Rod Mounting Bracket Set, Dark Gray
OESH200-DG"	Adjustable Length and Adjustable Angle Rigid Mounting Bracket Set, Dark Gray
PMRMCM-3/4-EW-DG	Rigid Pendant Mounting Bracket for Open Style Fixtures, Dark Gray
Additional Fixture Accessories**	
LED-HBHS-EC01-KIT	End Cap Kit for HBHS1 A1/B1/C1 Series (Lens Not Included)
LED-HBHS-LF01-KIT	Frosted Acrylic Lens Kit for HBHS1 A1/B1/C1 Series (End Caps Included)
LED-HBHS-AA01-KIT	Aisle Application Reflector Kit for HBHS1 A1/B1/C1 Series
LED-HBHS-WG01-KIT	Wireguard Kit for A1/B1/C1 Fixture, Bulk Packaging
**Add "-SP" at the end of the Additional Fixture Accessories order logic for Single Pack. For D1/DA/E1/F1 fixture accessories, replace "-01" with "-02" within fixture accessories order logic.	
External Transformers <sup>14</sup>	
TRBX001-G	External Transformer Box (347v/480v to 277v) for Use with 4-Pin 120v-277v Fixtures (For Use with Narrow Channel Fixtures)
TRBX001-G-5P	External Transformer Box (347v/480v to 277v) for Use with 5-Pin 120v-277v Fixtures (For Use with Narrow Channel Fixtures)
TRBX004-G	External Transformer Box (347v/480v to 277v) for Use with 4-Pin 120v-277v Fixtures (For Use with Wide Channel Fixtures)
TRBX004-G-5P	External Transformer Box (347v/480v to 277v) for Use with 5-Pin 120v-277v Fixtures (For Use with Wide Channel Fixtures)




Fixture Wireguard  
(LED-HBHS-WG01-KIT-SP)

### Fixture Options (Factory Installed) 4' Fixtures



Frosted Lens  
(LFA)



Battery Back Up  
(BB)



Reflector  
(AA)

### Fixture Accessories (Field Installed) 8' Fixtures

Suspended Mounting Options	
ECAB19	19" Cables with Snap Hooks [2 Required per 4' Fixture, 3 Required per 8' Fixture]
ECAB31	31" Cables with Snap Hooks [2 Required per 4' Fixture, 3 Required per 8' Fixture]
HW-FC008	Hanging Cable Set: Adjustable 180", Loop, Y-Fit with Snap Hooks
HW-FC020-SH	Hanging Cable Set: Adjustable 120", Loop, Y-Fit with [2] Loops, [2] Snap Hooks Included [Not Attached]
8' Fixture Rigid Mounting Options	
H127SET-W	Rigid/Flush and Threaded Rod Mounting Bracket Set, White
Additional Fixture Accessories**	
LED-HBHS-EC04-KIT	End Cap Kit for HBHS1 Series (Lens Not Included)
LED-HBHS-LF04-KIT	Frosted Acrylic Lens Kit for HBHS1 Series (End Caps Included)
LED-HBHS-AA04-KIT	Aisle Application Reflector Kit for Series
LED-HBHS-WG04-KIT	Wireguard Kit for G1/GA/H1/HA/I1 Fixture, Bulk Packaging
**Add "-SP" at the end of the Additional Fixture Accessories order logic for Single Pack.	
External Transformers <sup>14</sup>	
TRBX004-G	External Transformer Box [347v/480v to 277v] for Use with 4-Pin 120v-277v Fixtures
TRBX004-G-5P	External Transformer Box [347v/480v to 277v] for Use with 5-Pin 120v-277v Fixtures



**Fixture Wireguard**  
(LED-HBHS-WG04-KIT-SP)

### Fixture Options (Factory Installed) 8' Fixtures



**Frosted Lens**  
(LFA)



**Battery Back Up**  
(BB)



**Reflector**  
(AA)

### Additional Specification Information

<sup>1</sup> For actual lumens, see performance table

<sup>2</sup> "XX" is a character placeholder for the manufacturing configuration

<sup>3</sup> Actual performance may vary by up to ±10% of values listed; facility factors and fixture options can affect performance values. Values test results and performance tables are based on an open area application at 277v

<sup>4</sup> Weight, depth, and width will vary based on option selection

<sup>5</sup> Feature/accessory option is only available with **NDXX** driver type

<sup>6</sup> Feature/accessory option is only available with **FDXX** driver type

<sup>7</sup> Requires the purchase of a Platform power cord. Cord is not included with fixture purchase

<sup>8</sup> Fixture with Battery Back Up cannot be installed in an environment where the ambient temperature falls below 32°F

<sup>9</sup> All Sensors come with Raw Aluminum housing finish. Dark Gray and White housings are available. For Dark Gray add "-DG" at the end of the sensor part number. For a White Housing add "-WH" at the end of the sensor part number

<sup>10</sup> **ML** (Mate-N-Lock) or **HW** (Hardwire) fixture option is not available with OEMS1 style sensors

<sup>11</sup> Brackets can not be used with an end mounted sensor

<sup>12</sup> Consult Customer Service for 347v Fixture and Control Options. Certain lumen packages and options may not be available in 347v

<sup>13</sup> Fixture with battery backup requires a hardwired [HW] fixture connection

<sup>14</sup> Requires the use of a platform [PF] fixture, cannot be used on battery backup [BB & BE] fixtures, and cannot be used with a full dimming external (non-fixture) control system. Contact Customer Service for the correct External Transformer Kit part number to use with your fixture

<sup>15</sup> 4' fixture models are dark gray and white in color. 8' fixture models are white in color