

TLEDB T8 Wiring Instructions

Instruction Number: P-INT-X-416

Use this instruction to install the TLEDB T8 tubes into an existing fixture. LED T8 lamp for use only with products described and installed in accordance with product specifications. LED T8 lamp to be operated with fluorescent electronic ballast and Emergency ballast. The LED tubes have an applied label to note the retrofitted fixture is using Type B LED lamps.



WARNING - Risk of fire or electric shock. LED Retrofit Kit installation requires knowledge of luminaires electrical systems. If not qualified, do not attempt installation. Contact a qualified electrician.

WARNING - Risk of fire or electric shock. Install this kit only in the luminaires that have the construction features and dimensions shown in the photographs and/or drawings and where the input rating of the retrofit kit does not exceed the input rating of the luminaire.

WARNING -To prevent wiring damage or abrasion, do not expose wiring to edges of sheet metal or other sharp objects.

WARNING -To avoid potential fire or shock hazard, do not use this retrofit kit in luminaires employing shunted bi-pin lampholders. Note: Shunted lamp holders are found only in fluorescent luminaires with Instant-Start ballasts. Instant-start ballasts can be identified by the words "Instant Start" or "I.S." marked on the ballast. This designation may be in the form of a statement pertaining to the ballast itself, or may be combined with the marking for the lamps with which the ballast is intended to be used, for example F40T12/IS. For more information, contact the LED luminaire retrofit kit manufacturer.

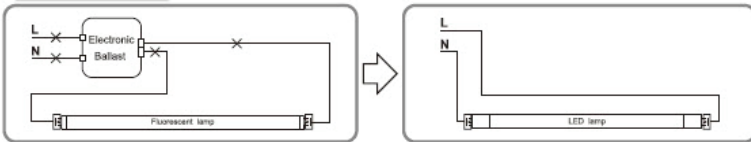
Do not make or alter any open holes in an enclosure of wiring or electrical components during kit installation.

Installers should not disconnect existing wires from lampholder terminals to make new connections at lampholder terminals. Instead installers should cut existing lampholder leads away from the lampholder and make new electrical connections to lampholder lead wires by employing applicable connectors.

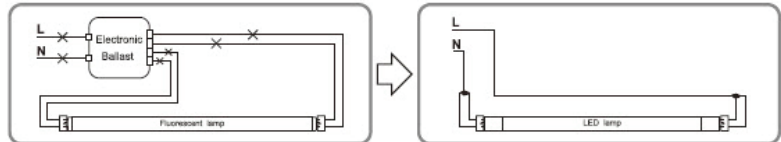
THIS RETROFIT KIT IS ACCEPTED AS A COMPONENT OF A LUMINAIRE WHERE THE SUITABILITY OF THE COMBINATION SHALL BE DETERMINED BY AUTHORITIES HAVING JURISDICTION.

THERE ARE LED TUBE, OPERATION INSTRUCTIONS AND FIELD APPLIED LABEL IN THIS RETROFIT KIT.

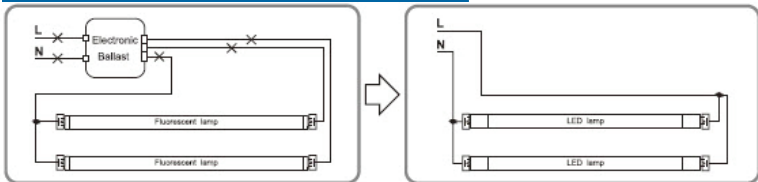
1 Lamp Instant Start (Shunted)



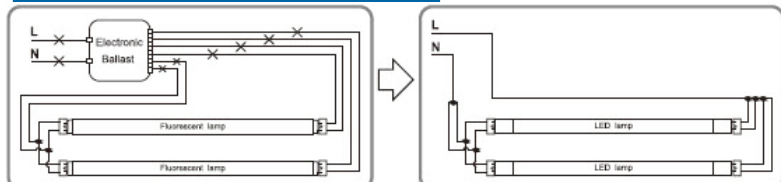
1 Lamp Instant Start (Non-Shunted)



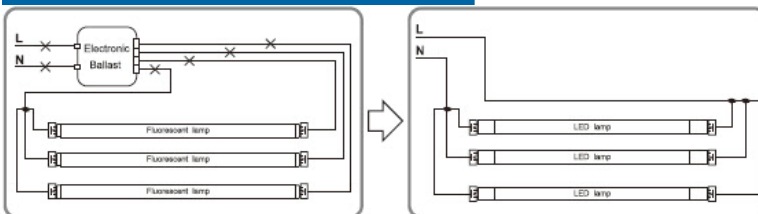
2 Lamp Instant Start (Shunted)



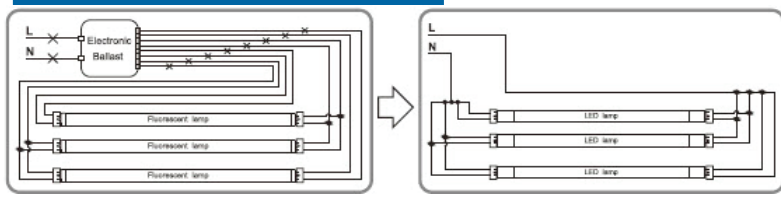
2 Lamp Program Start (Non-Shunted)



3 Lamp Instant Start (Shunted)



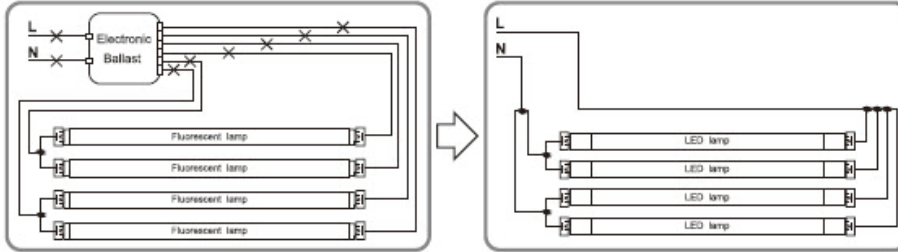
3 Lamp Program Start (Non-Shunted)



TLEDB T8 Wiring Instructions

Instruction Number: P-INT-X-416

4 Lamp Instant Start (Shunted)



4 Lamp Program Start (Non-Shunted)

